

### Features of LiFePO4 Battery

**Longer Cycle Life:** Offers up to 20 times longer cycle life and five times longer float/calendar life than lead acid battery, helping to minimize replacement cost and reduce total cost of ownership.

**Lighter Weight:** About 40% of the weight of a comparable lead acid battery. A 'drop in' replacement for lead acid batteries.

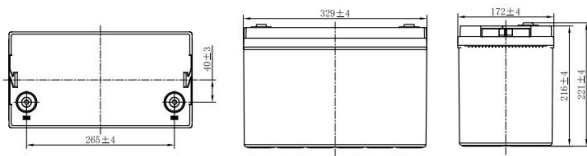
**Higher Power:** Delivers twice power of lead acid battery, even high discharge rate, while maintaining high energy capacity.

**Wider Temperature Range:** -20 C~60 C.

**Superior Safety:** Lithium Iron Phosphate chemistry eliminates the risk of explosion or combustion due to high impact, overcharging or short circuit situation.



### Physical Dimension-mm



Dimension: L329\*W172\*H219mm Color: Black/Ash

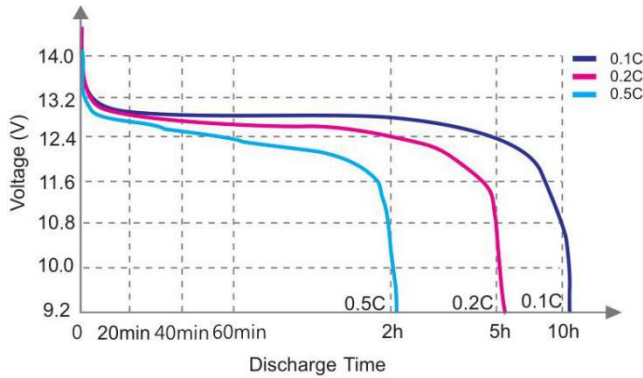
### Typical Applications

- Solar/Wind Energy Storage
- Back-up Power for UPS/ EPS
- Telecommunication
- Low Speed Electric Vehicles
- Marine Boats
- DC Power Supply
- Auto Control System
- Power Tools
- Electric Toys

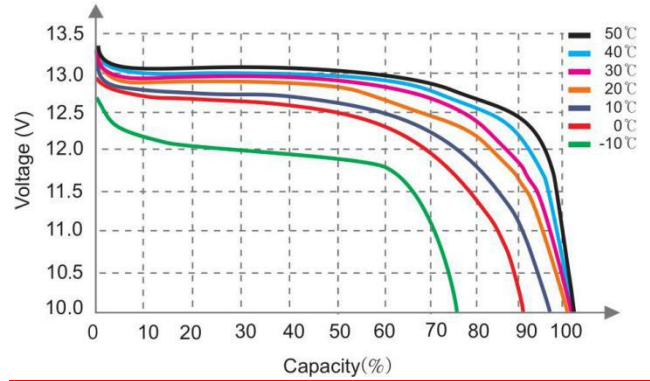
### Specification

Electrical Characteristics	Nominal Voltage	12.8V
	Nominal Capacity	100Ah
	Minimum Capacity	100Ah
	Energy	1280Wh
	Cycle Life	>3000 cycles @0.5C 80%DOD
	Months Self Discharge	<3%
	Efficiency of Charge	100% @0.5C
	Efficiency of Discharge	96~99% @0.5C
	BMS Functions	Over charge, over discharge, over current, short circuit and temperature protection
Standard Charge	Charge Voltage	14.6V
	Charge Mode	0.2C to 14.6V, then 14.6V,charge current to 0.02C (CC/CV)
	Charge Current	20A (Can be customized)
	Max. Charge Current	100A
	Charge Cut-off Voltage	14.6V±0.2V
Standard Discharge	Max Continuous Discharge Current	100A (Can be customized)
	Peak Discharge Current	120A 1-3S
	Discharge Cut-off Voltage	10V±0.5V
Environmental	Charge Temperature	0 °C to 55 °C (32F to 131F) @60±25% Relative Humidity
	Discharge Temperature	-20 °C to 60 °C (-4F to 140F) @60±25% Relative Humidity
	Storage Temperature	-20 °C to 45 °C (-4F to 113F) @60±25% Relative Humidity
	IP Class	IP30
Mechanical	Plastic Case	ABS
	Approx. Dimensions	L329*W172*H219mm
	Approx. Weight	12.9kgs

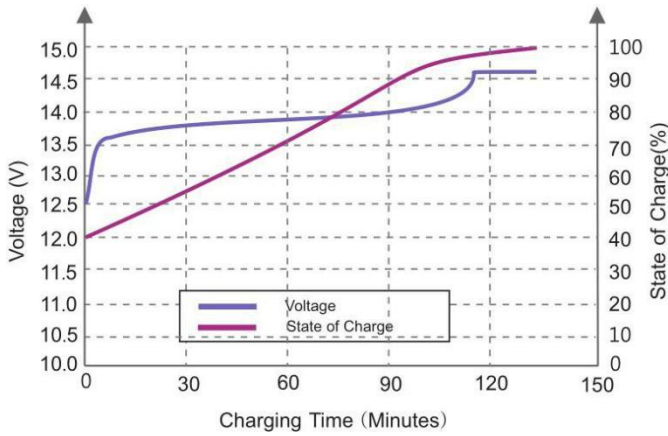
### Different Rate Discharge Curve (25°C)



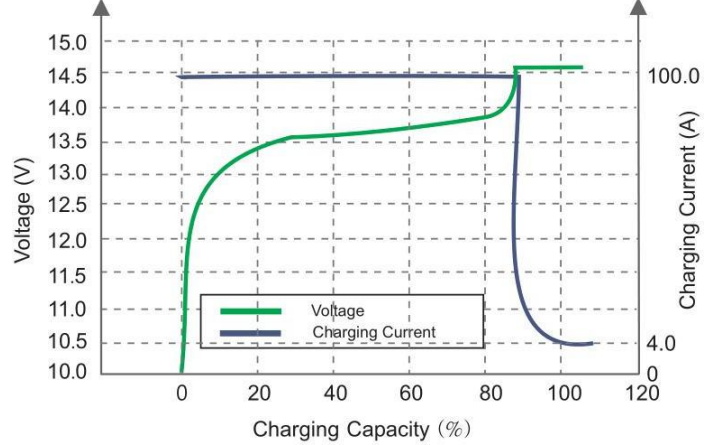
### Different Temperature Discharge Curve (0.5C)



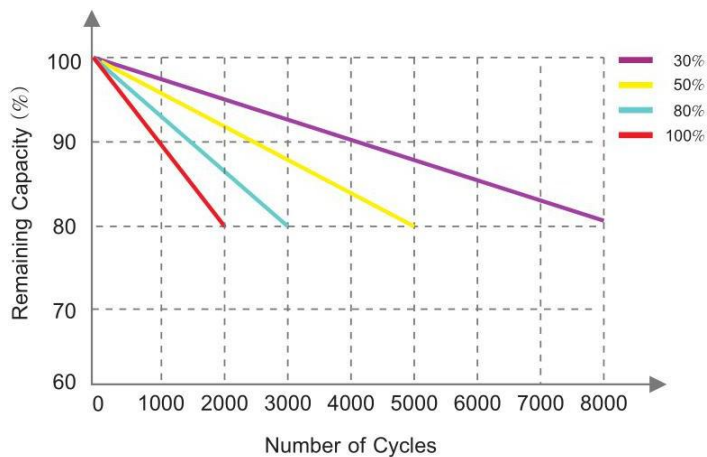
### State of Charge Curve (0.5C, 25°C)



### Charging Characteristics (0.5C, 25°C)



### Different DOD Discharge Cycle Life Curve (0.5C)



### Different Temperature Self Discharge Curve

